



VILLAGE OF DEERFIELD

How to Pay for Vehicle Stickers Online


Step 1

Visit <https://www.green-pay.us/TMAV-VPAY/drf/home.html> or visit the Village's website at <https://www.deerfield.il.us> and click the "Pay Online" button. Once you have accessed the payment site, you will see the screen pictured below.



Step 2

Click "Let's begin!" You will then see the screen pictured below. Select one of the three choices. You can return to this page at any point.



Step 5

Review or change your information (required fields shown in green). Select “Add To Cart.”

THE VILLAGE OF DEERFIELD
Welcome to the Vehicle Stickers Online Purchase Website

Make changes to a Vehicle and Purchase a Sticker
Required fields shown in BOLD below

Address Information

First Name(s) : First Name 2
Last Name(s) : Last Name 2
Business Name : Company Name

Address Type : - Unknown

Address 1 :
Address 2 : Address 2

City : DEERFIELD State : ILLINOIS

Zip : 60015 - 2303

Phone :

Vehicle Information

Plate : Year :

Makes : Model : Model

Color :

VIN : VIN

Cost Code : PASS

Additional Vehicle Information

Street Address :

[Back to Main Menu](#) [Add To Cart](#)

Step 6

Review your purchase and select “I am Finished! Check Out!” To add an additional vehicle to your cart, you may also select “I received a Vehicle application and I want to purchase a sticker” and repeat steps 4 and 5.

THE VILLAGE OF DEERFIELD
Welcome to the Vehicle Stickers Online Purchase Website

VEHICLES						
Year	Make	Model	Plate	Cost Code	Fee	
2015	MINI	MINI	MINI	PASS	\$30.00	Review/Edit Remove
TOTAL					\$30.00	

[I am Finished! Check Out!](#)


Please click on one of the links below to continue:

[I received a Vehicle application and I want to purchase a sticker](#) [I need to purchase a sticker for a new vehicle](#) [I received an application for a Vehicle I no longer own and want to delete it](#)

[Retrieve a Receipt for a transaction that occurred this year](#)

Step 7

Enter your payment information and select “Pay and Finish!” You will be redirected to a confirmation page where you can download a receipt for your personal records.



THE VILLAGE OF DEERFIELD

Welcome to the Vehicle Stickers Online Purchase Website

VEHICLES							
Year	Make	Model	Plate	Cost Code	Fee		
2011	Subaru	Outback	DEERFIELD	PASS	\$30.00	Review/Edit	Remove
2011	Subaru	Outback	DEERFIELD	PASS	\$30.00	Review/Edit	Remove
TOTAL					\$60.00		

Name as appears on Card :

Billing Address 1 :

Billing Address 2 :

Billing City :

Billing State :

Billing ZIP :

Billing Country :

Phone :

E-Mail :

Credit Card No :

CCV :

Expiration Date :


TOTAL AMOUNT TO BE CHARGED : \$60.00

[Back to Main Menu](#) [Pay /And Finish!](#)

* BOLD Fields are Required!

Step 8 – Purchasing a Sticker for a New Vehicle

If you selected “I need to purchase a sticker for a new vehicle,” you will see the screen pictured below. Enter all the required information (shown in green).



THE VILLAGE OF DEERFIELD

Welcome to the Vehicle Stickers Online Purchase Website

Add a New Vehicle and Purchase a Sticker

Required fields shown in BOLD below

Address Information

First Name(s) : First Name 2

Last Name(s) : Last Name 2

Business Name :

Address Type :

Address 1 :

Address 2 :

City : State :

Zip : Plus4

Phone :

Vehicle Information

Plate : Year :

Makes : Model :


Color :

VIN :

Cost Code :

Additional Vehicle Information

Street Address :

I'm not a robot 

[Back to Main Menu](#) [Add To Cart](#)

Step 9

Repeat steps 6 and 7.

Step 10 – Deleting a Registered Vehicle

If you selected “I received an application for a vehicle I no longer own and want to delete it,” you will see the screen pictured below.


THE VILLAGE OF DEERFIELD
Welcome to the Vehicle Stickers Online Purchase Website

Delete an Existing Vehicle

To delete your vehicle, please enter your plate **as printed on the application** and your Vehicle ID which is printed after "VEHICLE ID" and directly above the barcode on the application, then click "Submit" below....
PLEASE NOTE: This will irrevocably delete your vehicle!
If you delete this record in error, you will need to use the "Purchase a sticker for a New Vehicle" option to add your vehicle.

Plate :

Vehicle ID :

I'm not a robot 
reCAPTCHA
Privacy - Terms

[Back to Main Menu](#) [Submit](#)

Step 11

Enter your plate number and Vehicle ID from your application (shown in red below) and click “Submit.”

2019-2020 VEHICLE STICKER APPLICATION
Vehicle License Year is July 1- June 30
Make checks payable to: VILLAGE OF DEERFIELD
Failure to purchase and display sticker by June 30, 2019 will result in a penalty

VILLAGE OF DEERFIELD
850 WAUKEGAN ROAD
DEERFIELD, ILLINOIS 60015
P: (847) 945-5000
F: (847) 945-0214
www.deerfield.il.us

Year	Make	License Plate (Required)	Fee Code	Fee Amount	Payment Enclosed	FOR OFFICE USE ONLY
2019	CHEVROLET	88888	REG	\$30.00		Sticker # _____ Check # _____ Cash

A PERMANENT OR TEMPORARY LICENSE PLATE IS REQUIRED TO PURCHASE A VEHICLE STICKER.

Village Hours
Monday - Friday
8:00 a.m. - 4:30 p.m.

FROM HERE: VEHICLE

004742-1
47 42 1 AV 0383
VILLAGE OF DEERFIELD
455 ELM ST
DEERFIELD, IL 60015-4237

11/16/2019
11:46:19

VEHICLE ID: 11110